

NZ 6 kN PILE-BEARER KIT


6 kN Capacity Fixing of Cantilever Pile to Bearer and Joists

FEATURES AND BENEFITS

SIMPLE: All components supplied as one complete package. Allows CANTILEVER Pile to be in line with and same height as other piles.

FAST: Fix using hammer only. Connection detail covers bearers sizes up to 200mm deep, joists up to 250mm deep.

DURABLE: Available in all Stainless Steel 304 components for use in environments with severe corrosion risk.

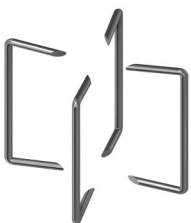


Nails to cleats and skew nail connecting joist to bearer omitted for clarity.

SPECIFICATIONS AND PRODUCT IDENTIFIER

PBK6S KIT :			
COMPONENTS	PRYDA CODE	QUANTITY	DESCRIPTION
"U" Nails	MPZU/S	4	5mm diameter, 105mm shank and 40mm spikes
Cleats	NPD150/63/S LH and RH	2	150 x 50 x 1mm Folded Cleat Left Hand and Right Hand.
Nails		22	Pryda 45 x 3.15mm Flat Head Square Twist nails.
		4	100 x 4mm Flat Head

At the time of print, this product is NOT subject to any known warnings and bans found in Building Act 2004.



Pryda U Nails



NPD150/63/S



Pryda Nails



100 x 4mm Nails

DURABILITY

The following table provides an easy guide when selecting a Pryda product corrosion protection finish that will meet and exceeds NZS 3604:2011 Table 4.1.

Pryda 6 kN Pile-Bearer Kit is only available in Stainless Steel 304, therefore suitable for all environments.

ZONE	LOCATION		Environment	Product
All Zones	Fully enclosed walls, floors, and roof spaces		Closed	Pryda Zinc Coated Products Z275
Zones B and C	All subfloor fastenings more than 600mm above the ground	Vented 7000mm ² /m ² or LESS	Sheltered	Pryda Stainless Steel 304 Products ⁽³⁾
		Vented MORE than 7000mm ² /m ²	Exposed	Pryda Stainless Steel 304 Products ⁽³⁾
	All subfloor fastenings within 600mm of the ground	Sheltered and Exposed		Pryda Stainless Steel 304 Products ⁽³⁾
	All other structural fixings	Sheltered		Pryda Stainless Steel 304 Products ⁽³⁾
		Exposed		Pryda Stainless Steel 304 Products ⁽³⁾
Zone D	All structural fixings	Sheltered and Exposed		Pryda Stainless Steel 304 Products ⁽³⁾

Notes:

1.All Pryda galvanised products comply with NZS3604:2011 Table 4.2.

2.Refer to NZS3604:2011 for all environment definitions.

3.Routine inspection and cleaning using soap and fresh warm water is an integral part of the ongoing care and maintenance of stainless steel to preserve its appearance.

STORAGE AND HANDLING

Prior to use, the Pryda products shall be stored in a weatherproof environment and protected from moisture. Care must be taken to avoid any damage to the surface of the product protective galvanised coating and profile that may impact the performance.

COMPLIES WITH THE FOLLOWING PROVISIONS OF THE NEW ZEALAND BUILDING CODE (NZBC)

Clause B1 STRUCTURE: Performance B1.3.1, B1.3.2 and B1.3.4. Loads arising from self-weight, imposed gravity loads arising from use, earthquake, snow, and wind. (i.e., B1.3.3 (a), (b), (f), (g), and (h)). Only some may apply for a specific use of the component.

Clause B2 DURABILITY: Performance B2.3.1 (a) not less than 50 years and B2.3.2.

Clause F2 HAZARDOUS BUILDING MATERIALS: Performance F2.3.1.

APPLICATION AND SCOPE OF USE

Pryda 6 kN Pile Bearer kit are certified when used and installed in accordance with the product datasheet shown connection details. Pryda fasteners approved for the installation form an integral part of the connection and therefore should be used with all Pryda products installation unless otherwise approved by a certified structural Engineer. Only use the product for its intended applications and the selected product material type within the specified environmental condition as outlined in NZS 3604:2011 Table 4.1. (Refer to Durability section for more details)

PBK6S:

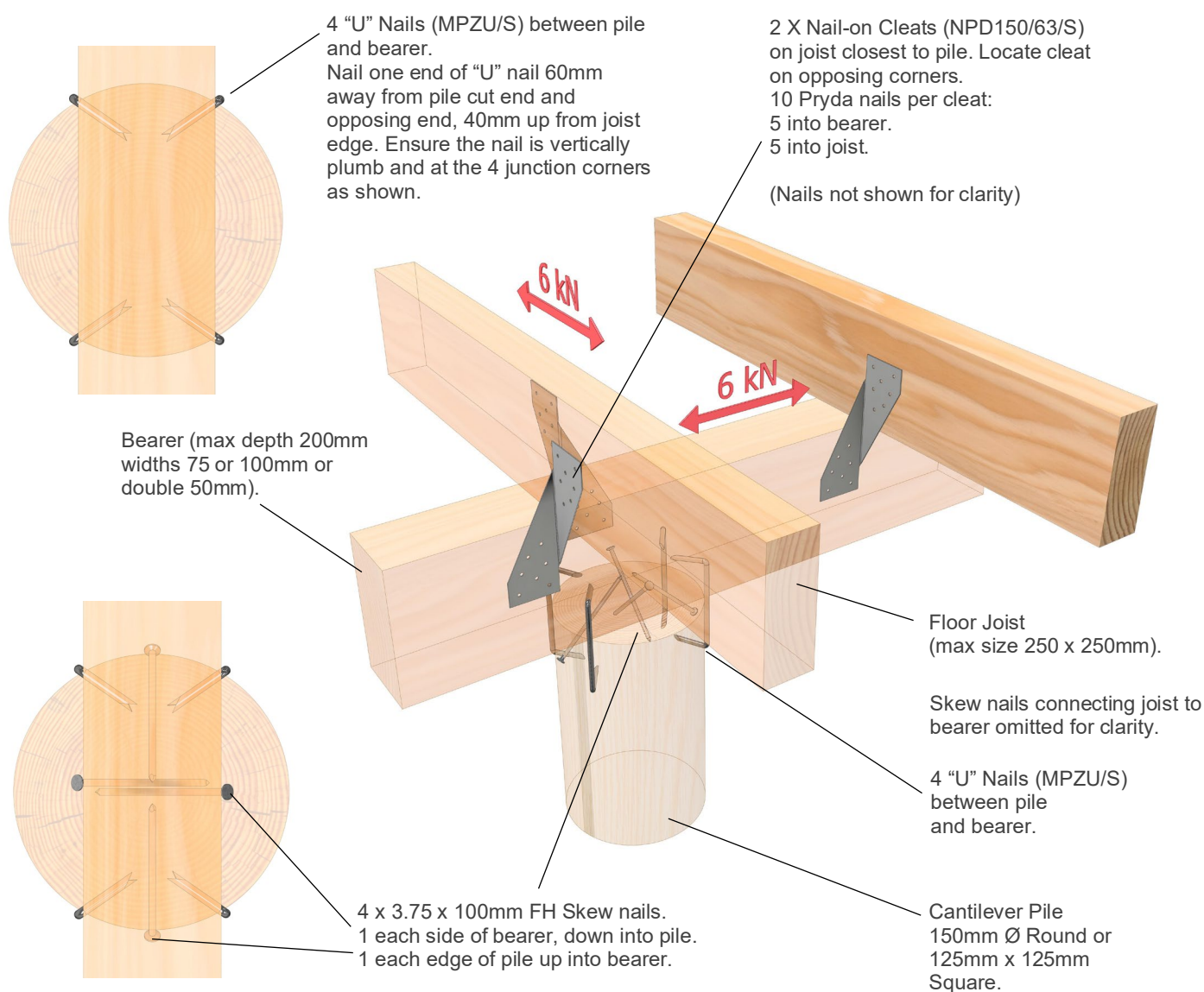
- Severe Corrosion Kit (All Stainless Steel 304 components) - suitable for all sea spray zone conditions.
- 6 kN Horizontal Capacity Fixing of Bearer/Joists to Cantilever Pile in accordance with NZS 3604:2011 Clauses 6.7.3.1, and 6.7.3.3.

INSTALLATION

PBK6S Kit

Connection detail covers bearer sizes up to 200mm deep, joists up to 250mm deep. All components supplied as one complete package in all Stainless Steel 304 for use in environments with severe corrosion risk.

1. On round pile bearer must be central. Bearer may be offset on square pile but must not overhang edge.
2. Nail-on cleats fix to joist closest to pile. At building corner where fixing to boundary joist is precluded, fix cleats to next closest joist along bearer.
3. At external wall where joists do not overhang bearer enough for cleats to be fixed on outside face, they may be fixed to inside face only of that bearer provided a similar detail is used on the other side of the floor system.
4. Joist must have lateral support (blocking or perimeter joist) within 300mm of bearer in accordance with NZS3604:2011 Clause 7.1.2.1.
5. All components must be protected after installation against wind-blown sea salt deposition by coating with 2mm thick grease, Selleys roof and gutter (silicone) sealant, or other approved coating. Routinely check and protect installed products as necessary as frequency will depends on individual site environmental conditions. Seek local council advise for best maintenance practice for the area.



DETAIL 1: 6 kN HORIZONTAL CAPACITY FIXING OF BEARER TO PILE, JOIST TO BEARER FOR CANTILEVER PILE IN ACCORDANCE WITH NZS 3604:2011 CLAUSES 6.7.3.1, AND 6.7.3.3.

Contact Details	
Manufacture location	New Zealand
Legal and trading name of manufacturer	Fairfit Engineering
Legal and trading name of importer	Pryda New Zealand -a Division of ITW New Zealand
Importer address for service	23-29 Poland Road, Wairau Valley, Auckland, 0627, New Zealand
Importer website	pryda.co.nz
Importer email	info@prydaanz.com
Importer phone number	0800 88 22 44
Importer NZBN	9429039833129