

NZ STRAP NAIL

Hammer fixed and easy to use connector for multiple applications.

CodeMark 
CMNZ-10031

FEATURES AND BENEFITS

SIMPLE: Can be installed without any special gear or nails, only a hammer is required for install

FAST: Hammer the pre-punched Claw nails and you are done. Timesaving and therefore, cost-saving

DURABLE: Twisted form of the Claw nails are suitable for all types of un-treated timber ranging from the lightest softwoods to the densest hardwoods. Made from 1mm G300 Z275 steel.




SPECIFICATIONS

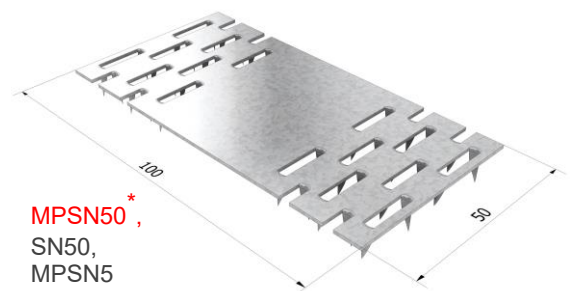
PRODUCT CODE	SN25 ⁽¹⁾ , MPSN50^(*) , MPSN5 ⁽²⁾ , SN50L ⁽³⁾ , SN50 ⁽²⁾
STEEL	G300
THICKNESS	1mm
CORROSION RESISTANCE	Z275
FASTENERS REQUIRED	Pre-punched nails
LENGTH	100mm ⁽¹⁾ , 100mm ⁽²⁾ , 150mm ⁽³⁾
WIDTH	25mm ⁽¹⁾ , 50mm ⁽²⁾ , 50mm ⁽³⁾
QUANTITY	*Refer to next table

At the time of print, this product is NOT subject to any known warnings and bans found in Building Act 2004.


NOTE: The product marked with * is no longer available.



SN25



MPSN50*,
SN50,
MPSN5



SN50L

*All dimensions shown are in "mm".

DURABILITY

The following table provides an easy guide when selecting a Pryda product corrosion protection finish that will meet and exceeds NZS 3604:2011 table 4.1.

Pryda Strap Nails are only available in Z275, therefore suitable for “Closed” environment.

ZONE	LOCATION		ENVIRONMENT	PRODUCT
All Zones	Fully enclosed walls, floors, and roof spaces		Closed	Pryda Zinc Coated Products Z275
Zones B and C	All subfloor fastenings more than 600mm above the ground	Vented 7000mm ² /m ² or LESS	Sheltered	Pryda Stainless Steel 304 Products ⁽³⁾
		Vented MORE than 7000mm ² /m ²	Exposed	Pryda Stainless Steel 304 Products ⁽³⁾
	All subfloor fastenings within 600mm of the ground	Sheltered and Exposed		Pryda Stainless Steel 304 Products ⁽³⁾
	All other structural fixings	Sheltered		Pryda Stainless Steel 304 Products ⁽³⁾
Exposed		Pryda Stainless Steel 304 Products ⁽³⁾		
Zone D	All structural fixings	Sheltered and Exposed		Pryda Stainless Steel 304 Products ⁽³⁾

Notes:

1.All Pryda galvanised products comply with NZS3604:2011 Table 4.2.

2.Refer to NZS3604:2011 for all environment definitions.

3.Routine inspection and cleaning using soap and fresh warm water is an integral part of the ongoing care and maintenance of stainless steel to preserve its appearance.

STORAGE AND HANDLING

Prior to use, the Pryda products shall be stored in a weatherproof environment and protected from moisture. Care must be taken to avoid any damage to the surface of the product protective galvanised coating and profile that may impact the performance.

COMPLIES WITH THE FOLLOWING PROVISIONS OF THE NEW ZEALAND BUILDING CODE (NZBC)

Clause B1 STRUCTURE: Performance B1.3.1, B1.3.2 and B1.3.4. Loads arising from self-weight, imposed gravity loads arising from use, earthquake, snow, and wind. (i.e., B1.3.3 (a), (b), (f), (g), and (h)). Only some may apply for a specific use of the component.

Clause B2 DURABILITY: Performance B2.3.1 (a) not less than 50 years and B2.3.2.


Clause F2 HAZARDOUS BUILDING MATERIALS: Performance F2.3.1.

STRAP NAIL

PRODUCT CODE	MATERIAL	WIDTH (mm)	LENGTH (mm)
SN25	1.0mm G300 Z275 Galvanised Steel	25	100
MPSN50*		50	100
MPSN5		50	100
SN50		50	100
SN50L		50	150

NOTE: The product marked with * is no longer available.

STRAP NAIL CAPACITY – LOADING ALONG THE PLATE EXAMPLES.



PRODUCT CODE	WIDTH (mm)	TEETH EACH END	DESIGN CAPACITY fNJ PER STRAP NAIL (kN) FOR TIMBER JOINT GROUP:
			JD5
MPSN2	25	10	1.5
MPSN50*, MPSN5, SN50	50	16	3
SN50L	50	16	4.1

Notes:

1. Design capacities applies for dry (maximum moisture content of 18%) Radiata Pine and Douglas Fir timber grade SG8 and for timber which meets JD5 timber as defined in AS/NZS 1720.
2. The above capacities are given for the wind load case. For other load cases, decrease capacities by multiplying with the corresponding factor tabulated below:
3. Complies with NZS3604 Section 8 Walls for metal plate joints Up to 3 kN for MPSN5, SN50, and SN50L as referenced in Figure 8.15 and Figure 8.16.
4. The product marked with * is no longer available.

APPLICATION AND SCOPE OF USE

Pryda Strap Nails are certified when used and installed in accordance with the product datasheet shown connection details. Pryda fasteners approved for the installation form an integral part of the connection and therefore should be used with all Pryda products installation unless otherwise approved by a certified structural Engineer. Only use the product for its intended applications and the selected product material type within the specified environmental condition as outlined in NZS 3604:2011 Table 4.1. (Refer to Durability section for more details).

- Connecting top plates to external walls at right angles.
- Connecting top plates.

INSTALLATION

Pryda Strap Nail, a pre-punched nail plate which offers a quick, simple, economical, and easy to use method of jointing timber plates normally jointed by more time-consuming methods. Pryda Strap Nail uses the sharper tooth profile featuring the exclusive pre-punched twisted nail. This results in increased holding power due to better penetration of all timber types.

Installation is just a matter of hammering in the plate, however before doing so, make sure the Strap Nail is:

- Positioned centrally over the joint line with equal lengths of the plate on either side.
- Positioned centrally to the edges of the timber.
- Positioned parallel with the edge of the timber.
- Timber joining edge is free from timber defects such as knots, waness, checks, shakes, and splits.
- Gaps between joints shall not be greater than 3mm.

Contact details	
Manufacture location	New Zealand
Legal and trading name of manufacturer	Fairfit Engineering
Legal and trading name of supplier	Pryda New Zealand -a Division of ITW New Zealand
Supplier address for service	23-29 Poland Road, Wairau Valley, Auckland, 0627, New Zealand
Supplier website	Pryda.co.nz
Supplier email	info@prydaanz.com
Supplier phone number	0800 88 22 44
Supplier NZBN	9429039833129